


# Pillow Talk

## ASSEMBLY INSTRUCTIONS

FENWAY SOFA

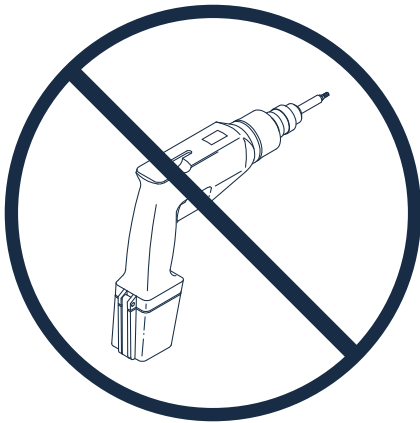


## BEFORE ASSEMBLY

Thank you for purchasing this quality product. This product has been designed for easy assembly and constructed for durability. All parts were checked prior to packaging to insure quality. Prior to beginning assembly, however, make sure all parts and hardware are included and free of obvious defect. If a part is missing or defective, please contact the Pillow Talk store where the goods were purchased.

## IMPORTANT NOTE:

- Place all wooden parts on a clean and smooth surface such as a rug or carpet to avoid the parts from being scratched.
- Remove all wrapping material, including staples & packing straps before you start to assemble.
- DO NOT tighten all screws and bolts until completely assembled.
- Keep all hardware parts out of reach of children.




### CAUTION

Please do not use any power tools in the assembly of this item. Use of power tools may cause damage and void manufacture warranty.

## PARTS LIST

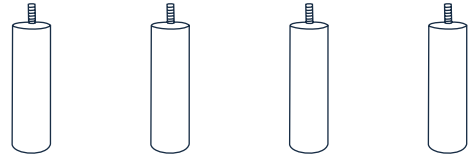
When unpacking, please be careful not to discard any parts with the packaging.  
Before continuing, please make sure you have the following parts:

(1)



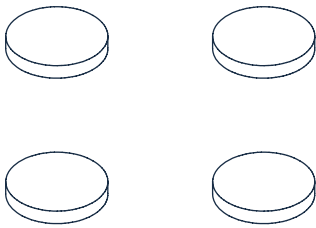
1 x Seat

(2)



4 x Legs

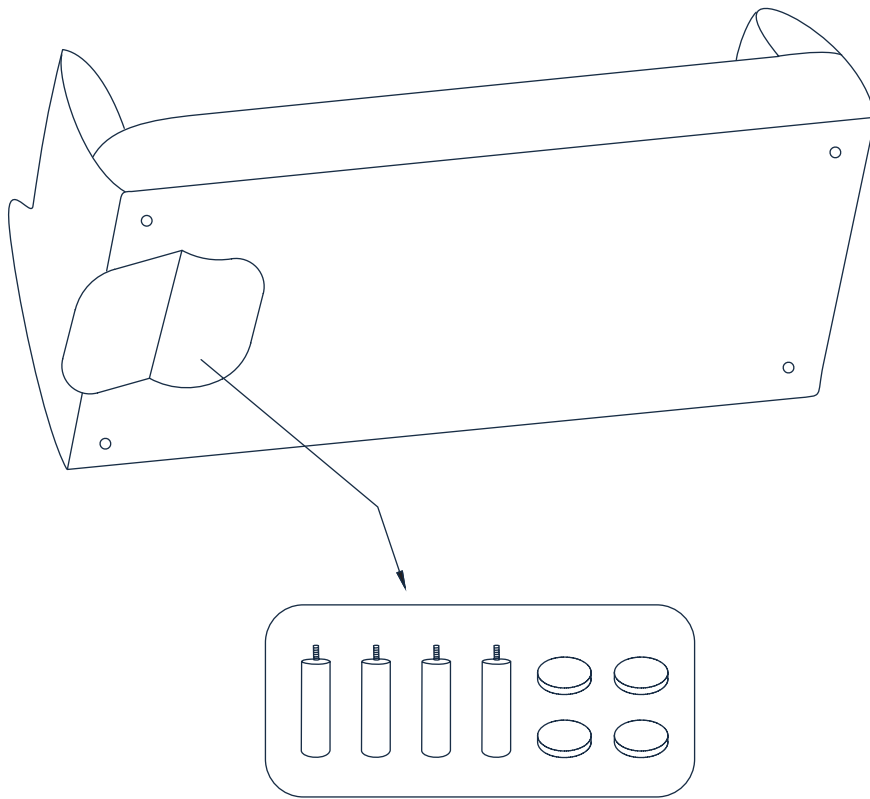
(3)



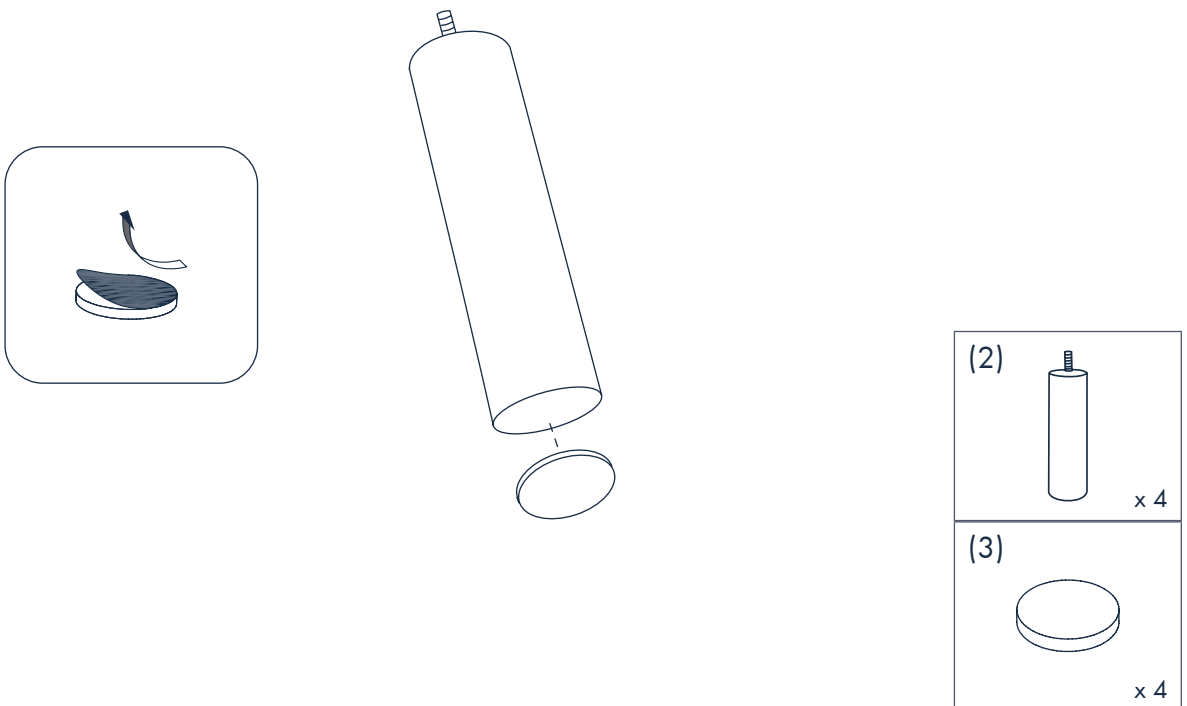
4 x Floor protectors

# ASSEMBLY STEPS

## Step 1



## Step 2



# ASSEMBLY STEPS

## Step 3

